



THE MILWAUKEE ROAD

Route of the Super Dome Hiawathas and
The Western "Cities" Domeliners



BRASS CAR SIDES

Passenger Car Parts for the Streamliners

1948 *Hiawatha* Coaches 480-497, 535-551, 600-series [No. 173-2, Discontinued]
1848 *Hiawatha* "Valley" Parlors 190-197 [No. 173-3]
1948 *Pioneer Limited* 16-4 "Raymond" Pullman Sleepers 27-30 [No. 173-7]
1948 *Pioneer Limited* 8-6-4 "River" Pullman Sleepers 19-26 [No. 173-8]

The Milwaukee Road was unique among U.S. railroads in building most its own lightweight passenger cars, with the P-S sleeping cars and Super Domes being the exceptions. In 1979, **BRASS CAR SIDES** began producing photoetched brass HO sides for the coaches and parlors for the 1948 *Twin Cities* and *Olympian Hiawathas*, and in 1981 we added the 8-6-4 "River" and 16-4 "Raymond" sleepers for the post-war *Pioneer Limited*. Since 2002 we have added numerous other side sets in both HO and N-scale for the *Olympian Hiawatha* and the entire Milwaukee post-war fleet. These are described in separate sheets.

REFERENCES

Milwaukee Road Passenger Trains Vol. 1 by John F. Strauss, Jr. (Four Ways West)
The Hiawatha Story by Jim Scribbins (University of Minnesota Press 2007 reprint)
Pullman-Standard Library Vol. 15 MILW, MKT, FRISCO, MP, KCS, DRGW (RPC)
Passenger Cars Vol. 2 by Hal Carstens (Carstens). Plans & photos for #2, #3.
Passenger Cars Vol. 3 by Hal Carstens (Carstens). Plans & photos for #7, #8.
Milwaukee Road in Color Vols. 1-4 by several authors (Morning Sun)
Milwaukee Road Color Guide to Freight & Passenger Equipment, Stauss (Morn. Sun)
Milwaukee Road Remembered by Jim Scribbins (Kalmbach, 1990)
The Union Pacific Streamliners by Ranks and Kratville (Kratville, 1974)
Streamliner Cars Vol. I & III P-S/Others by David Randall (RPC Pub., O.P.)
Car Names, Numbers and Consists by Robert Wayner (Wayner, O.P.)
Mainline Modeler "Coach No. 658 Circa 1965 by Robert J. Zenk, March, 1984
Passenger Cars Vol. 1, reprint of R.J. Zenk article (Hundman Pub., O.P.)
Pdf file of Drawings of 1947-48 *Hiawathas* by Rick De Karske in Yahoo Group MILW; wonderful color side illustrations in UP scheme, with underbody and roof detail.
Walthers O-scale kit plans for the *Twin City* and *Olympian Hiawathas*. We can supply photocopies of plans for these cars in exchange for a two-stamp SSAE. Please specify the cars for which you would like copies.

RECOMMENDED CONSTRUCTION TECHNIQUES

These side sets are scale length and are therefore not good candidates for the overlay method on the excess-length Rivarossi plastic cars. We recommend our Basic Body Kit No. 173-101 or Deluxe Body Kit No. 173-102, with some shortening of the roof and floor. Both BCS kits consist of basswood roof, cast ends (pewter or brass), and floor (basswood or heavy clad pc board). The instructions enclosed with the body kits cover the basic steps for building the car body. The P-S ends in the kits make a nice body with the sides, but lack the unique ribs that were a feature of the Milwaukee-built coach and parlor cars. Some modelers may wish to add this detail feature, but most will use the ends as is. The Eastern Car Works #1200 Core Kit is a good length match for the two sleepers. The Train Station Products No. 807 P-S/ACF Core Kit is about 6" too short for the sleeper sides.


DECALS, PAINTS AND DETAIL PARTS

<u>Paint Color</u>	<u>Floquil</u>	<u>Scalecoat</u>	<u>Accupaint</u>	<u>Modelflex</u>	<u>Polly Sc</u>
Milwaukee Orange	110162		15 (?)	1642	414152
Passenger Maroon			35	1643	414155
Black for roofs	110017	10	62	1604	414140
UP Armour Yellow	110166	22	67	1624	414170
UP Harbor Mist Gray	110167	32	68	1625	414176


<u>Decal Mfg.</u>	<u>Gold on Mar/Or/Mar</u>	<u>Mar on Or/Mar</u>	<u>Red on Yellow/Gray</u>
Walthers	43820 (Olympian)	43810	43840
Walthers	43850 (Twin)	43830, 43860	
Champ	PH-54G	PH-54M	PH-113, S-89
Chartpak			red 1/32" stripes

The availability of detail parts for lightweight passenger cars continues to improve, although some distinctive Milwaukee Road details are still hard to find. We refer the modeler to Detail Associates (DA), Eastern Car Works (ECW), Custom Finishing (CF), American Limited Models (ALM), Precision Scale (PS), Train Station Products (TSP), Great Western Passenger Car Details, and Bill's Narrow Gauge Shop (for nice roof castings). The Walthers HO Catalog, manufacturer web sites, and your dealer are your best sources of information. We particularly call your attention to: TSP #460 underbody parts, DA #6601, -02 & -03 grabirons, CF Nos. 292 & 293 roof and underbody kits, ALM #9000 diaphragms, CS #353 genemotor, roof hatch (Styrene .015"x5.5"x4' HO), trucks (TSP #499, MDC #2935, Walthers 933-1072 GSC silver or 1072 black, Central Valley #139 or #140, as available).


To receive our combined HO and N-scale catalog, reservation sheet, and current bulletin, please send a SSAE to: **BRASS CAR SIDES**, 715 S. 7th St., St. Peter, MN 56082. Dealer terms are available. Address e-mail to dchenry@gac.edu. See our web pages at www.brasscarsides.com. Revised printing December 21, 2009.




173-2 Milwaukee Road 1948 *Hiawatha* Coach 480-497, 535-551, 600-series



173-3 Milwaukee Road 1948 *Hiawatha* "Valley" Parlor 190-197



173-7 Milwaukee Road 1948 *Pioneer Limited* P-S "Raymond" Sleeper 27-30



173-8 Milwaukee Road 1948 *Pioneer Limited* P-S "River" Sleeper 19-26